

Preschool

# Global Heart Kids

Living the Virtues  
from the Inside-Out

August – Week One  
“Speak the Word”  
Virtue: Prayerfulness



## Suggested Agenda:

Welcome – Introductions  
Opening Prayer  
Offering  
Virtues Lesson: **Prayerfulness**  
Story Book  
Bible Lesson  
Affirmation  
Closing Prayer

## **Affirmation:**

**My every thought  
and word is a  
prayer!**

Bible Teaching:  
Psalm 19:14

**“Let the words of my mouth and  
the meditation of my heart be  
acceptable in Your sight, O Lord,  
my strength and my Redeemer.”**

Science of Mind Teaching:  
*Love and Law, 225.3*

**“You are the chooser. You  
choose to accept what is best  
and what is not best. We have  
the right to announce and mind  
does it unto us.”**

*Richer Living, 42*

**“My words shall not return unto  
me void and they shall  
accomplish whereunto they are  
sent; therefore, I dedicate my  
speech to Truth.”**

**-A Prayer From the Heart-  
God is in all, over all and through all.  
God and I are One!  
I believe and I receive:  
My every thought  
and word is a  
prayer!  
I am grateful.  
I let go,  
and  
so  
It is.  
Amen.**

Virtue of the Week:

# Prayerfulness

## Why Practice Prayerfulness?

People who rush around *doing* all the time without stopping to pray or reflect lose touch with their own spirits.

If we don't allow ourselves to feel the presence of God, we can get lonely even if we are in a crowd. Who else completely understands our worries, thoughts, hopes, and dreams?

We can pray any time, not just at special moments in a place of worship or when we see something beautiful in Nature.

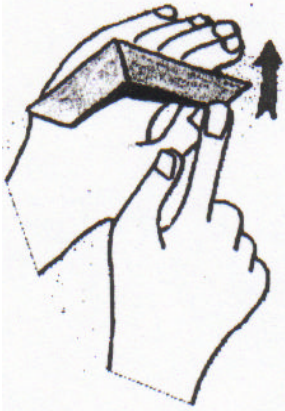
Prayer makes things clear when we are confused, gives us hope when we are sad, gives us answers when we have a problem, and provides strength to face the challenges of life. With prayer we don't ever have to be alone.

—*The Family Virtues Guide*

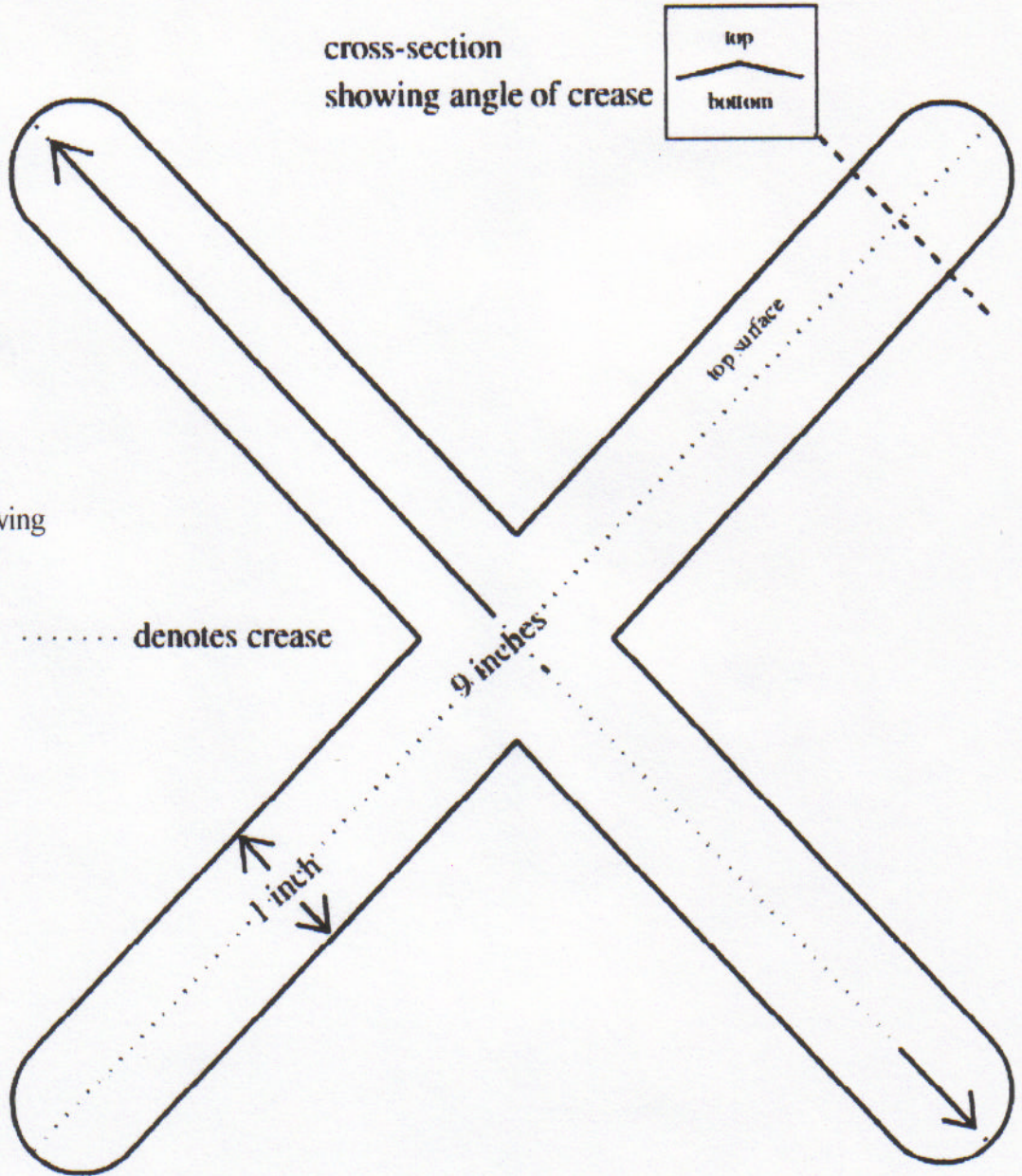
By Linda Kavelin Popov, Dan Popov, Ph.D., and John Kavelin



# Craft: The Cereal Box Boomerang



To throw your boomerang  
hold it horizontal  
on your hand  
Aim about  $10^\circ$  above the  
horizon  
snapp your finger on one wing



You will be carefull before throwing because the creases create too strong a negative dihedral ( it works better when the boom lies on its center than on the wing tips) so you'll have to flatten the boomerang. If you don't crease the center it will make things a little bit better.

A Story About Prayerfulness:

# Boomerang!



By Rev. Jan Blackburn

© Copyright 2003  
By Jan Blackburn  
Grants Pass, OR 97527



United Church  
of Religious Science  
Los Angeles, CA

Preschool Story



**A boomerang may get thrown  
away from you—but it always  
returns to you!**

**Our thoughts and our words are  
just like boomerangs!**


***Whatever we think or say is the  
experience we are going to find  
coming back to us.***

**Every thought we think...  
Every word we speak...  
is a boomerang-ing Prayer!**



**What kind of thoughts and words  
do you want to catch?**

**If you think, "Oh, I'm sad," what kind  
of experience will you attract?**



**If you think, "Oh, I'm happy!"  
you will find happiness is  
what you attract.**


**Would you pray to be sad? NO!  
We want to think thoughts and say  
words that tell the very best about  
ourselves. And we want to think  
thoughts and say words that tell the  
very best about others.**



God is within us, and God wants us to have the experience we choose. God hears what you think and what you say.

So all our thoughts and words are prayers.

We carefully choose our thoughts and words so that what BOOMERANGS back to us is a happy and loving experience.



-The End-



## Faith That Moves Mountains

Matthew 21:18-22  
Retold for Children

By  
**Patricia Noble, MACT, RSCF**  
© Copyright 1998 by  
Patricia Noble

Jesus, the Master Teacher, got up early in the morning. He went to the city. He was hungry.

Jesus saw a fig tree. He wanted some figs for breakfast. But there were no figs on the tree. "May no fruit ever come from you again!" Jesus said to the fig tree. And the fig tree just dried up and died.

Jesus' friends saw what happened. They were amazed. "How did this happen?" they asked. "How did the fig tree just dry up and die?"

Jesus said to them, "I tell you the truth. Have faith and do not doubt, and you will do more than make a fig tree dry up and die. Even if you tell this mountain to fall into the sea, it will be done. Whatever you ask for in prayer with faith, you will receive."



Color Page

Preschool

# Global Heart Kids

Living the Virtues  
from the Inside-Out

August- Week Two  
"Stuck On Love" (Steadfastness)



## Suggested Agenda:

Welcome – Introductions

Opening Prayer

Offering

Virtues Lesson: **Steadfastness**

Story Book

Bible Lesson

Craft

Affirmation

Closing Prayer

**Affirmation:**

**I choose Love and  
stick to It!**

Bible Teaching:

I Corinthians 15:58

**"...be steadfast,  
immovable, always  
abounding in the work  
of the Lord."**

Science of Mind Teaching:

*The Science of Mind, 178.4*

**"One should have  
faith in himself, faith  
in his fellowman, in  
the Universe, and in  
God. Our mind must  
be steady in its  
conviction that our life  
is some part of God,  
and that the Spirit is  
incarnated in us."**

**-A Prayer From the Heart-  
God is in all, over all and through all.**

**God and I are One!**

**I believe and I receive:**

**I choose Love and  
stick to It!**

**I am grateful.**

**I let go,**

**and**

**so**

**It is.**

**Amen.**

## This Week's Virtue:

# STEADFASTNESS

—*The Family Virtues Guide*

By Linda Kavelin Popov, Dan Popov, Ph.D., and John Kavelin

## How Do You Practice Steadfastness?

You practice steadfastness by being committed. You need to decide if something is worthy of your commitment. Think about it and then decide. You need to know before you start that you are in this until it is finished.

Then pace yourself. When you practice steadfastness, you keep a steady pace, and remain constant no matter what. If you are doing a job, keep at it without going too fast to tire yourself out or too slow to get it done on time. Just put one foot in front of the other and keep on going. If you are steadfast in learning something new, you stick with it even when you wonder if you will ever understand. Get whatever help you need to keep going.



If you are a steadfast friend, you stick by your friends even when they aren't much fun, they need a lot of attention, or they are going through a hard time.

When you find yourself wondering, "Can I really do this?" or "Is it really worth all this effort?", steadfastness helps you to accept your doubts and do it anyway.

You are like a strong ship in a storm. You don't let yourself become battered or blown off course. You just

# Craft: Heart Collage

## Materials:

large sheet of construction paper  
assorted sizes and colors of hearts, precut for preschool children  
safety scissors  
magazines  
glue sticks  
crayons/markers

## Directions:

Children glue hearts onto a sheet of construction paper (random pattern).


Then invite children to find pictures of that which they love in the magazines to cut out and paste on a heart, or draw a picture on the hearts representing that which they love.


## Process:

Invite children to share about their choices.

You may announce the Good news: there is so much to love that this paper couldn't hold it all! There's no limit to love! You may ask, "What else do you love?"

This would be a good time to talk about "commitment." You may find a simple, but very profound statement of commitment to be: I will always do (be) my best.





**I choose Love  
and stick to It!**

Color Page


# Stuck On Love

a story about  
Steadfastness

By Rev. Jan Blackburn

© Copyright 2002  
By Jan Blackburn  
Grants Pass, OR 97527

United Church  
of Religious Science  
Los Angeles, CA



Preschool Story

Once we know Inner Guidance that  
something is important, and we know  
it is a loving idea...

**We stick to it  
like glue!**



There is *nothing* that can keep us from following through on that idea.


**We are steadfast!**



**We can run with the idea.**

**We know it is a loving idea because we stop to think about it and know that it doesn't hurt anyone else.**





**Then...even if it gets difficult...**

**We stay steadfast.**

**We don't give up.**

**We keep trusting.**

**We do our work.**

# Stick with Love!

That's the same as sticking with God  
for God *is* Love...

Here are some ways we can stick with love:



## Think Love!

Think love all the time!  
Whatever you are doing,  
wherever you are...  
Think loving thoughts  
about everyone and  
everything.

Bless everyone and  
everything with your  
thoughts of love.

*Be stuck on thinking love!*

# Feel Love!

Feel love all the time! No matter what is happening, know that God is with you.

God is Love, and so Love is always with you.

Now...you may have to look for love because you may not see it right away. But if you look for love, you are sure to find it. Love always sticks by you!

Wow! It sure is nice to have a baby sister! There's enough Love for all of us!



# Give Love!

Give love—give love to everyone and everything. Ask yourself over and over:  
How can I give love?  
*Be stuck on giving love!*

Sparky likes it when I pet him gently. That's one way I can give love!



**I choose Love and stick to It!**

-The End-



# Where Does God Live?

Acts 17:22-31  
Retold for Children

By  
**Patricia Noble, MACT, RSCF**  
© Copyright 1998 by  
Patricia Noble

Paul the apostle went to Athens. Athens was a big city. Many people lived there. Every day the people went to the market place to talk with their friends. The people met Paul in the market place. They listened to Paul.

The people of Athens had many gods. They made statues of the gods. They built temples for the statues. They also believed in a god they called the unknown god.

Paul was a Jew. Jews believe in One God. They do not make statues of God. Paul said, "Your unknown god is the God of Creation. God is not a statue. God does not live in a temple. God lives in your hearts." Then Paul told the people about Jesus. Jesus was a great Teacher of God.



Some of the people said, "Tell us more about God." Some of them believed what Paul said. Some of them did not. Soon Paul left Athens. He went to another country.

Preschool

# Global Heart Kids

Living the Virtues  
from the Inside-Out

August – Week Three  
“Divine Guidance” (Trust)



## Suggested Agenda:

Welcome – Introductions  
Opening Prayer  
Offering  
Virtues Lesson: Trust  
Story Book  
Bible Lesson  
Craft  
Affirmation  
Closing Prayer

**Affirmation:**

**Inner Light guides  
me and makes  
me sparkle!**

-A Prayer From the Heart-  
God is in all, over all and through all.  
God and I are One!  
I believe and I receive:  
Inner Light guides me  
and makes me sparkle!  
I am grateful.  
I let go,  
and  
so  
It is.  
Amen.

Bible Teaching:  
Proverbs 28:25

**“He who trusts in  
the Lord will be  
prospered.”**

Science of Mind Teaching:  
*The Science of Mind, 423.3*

**“Jesus bade us to  
completely trust in God  
for everything and in  
every instance.”**

# How Do You Practice Trust?

The Virtues Project™


Trust comes when you are willing to rely on God, yourself, and others. By having basic confidence that things will go right, you help things to work out right.

When you trust, fear goes away. Even when difficult or sad things happen, trusting God means you believe there is a good reason for what is happening, that it can help you grow stronger or learn something new. When you are practicing trust, you relax about things turning out all right. Instead of worrying, you let your fears come and then you let them go, like leaves passing in a stream.

When someone makes a promise, trusting him means that you go ahead and make plans based on his promise, without reminding, nagging, or trying to control him.

People who keep breaking promises and agreements are not worthy of trust. It is foolish to keep trusting them, and it doesn't serve them well. Start trusting them only when they choose to be trustworthy.

—*The Family Virtues Guide*



# Craft: Sparkle Plenty Headbands

## Supplies:

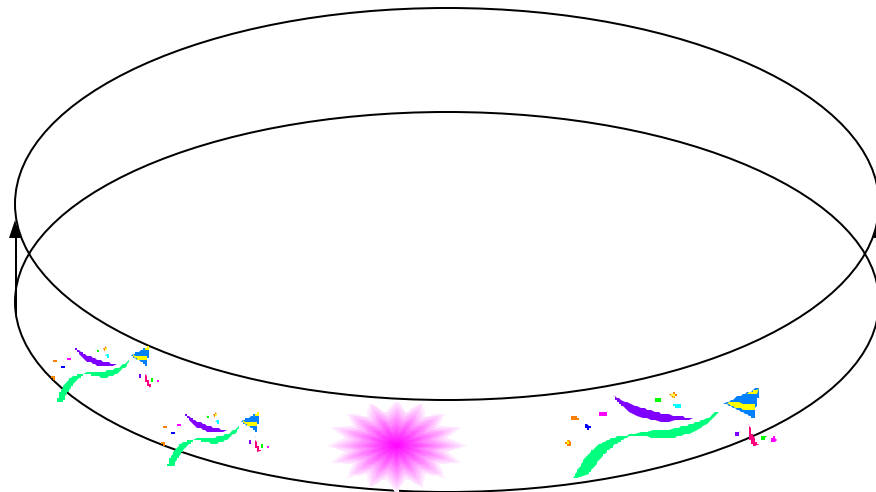
construction paper strips (2" deep, to make into headbands)  
transparent tape  
white glue  
multicolor glitter  
Optional: big, faux jewels and crayons/markers

## Directions:

Decorate the paper strips (one side only) by applying splotches of white glue and shaking multicolor glitter over the splotches. May want to apply a big faux jewel from craft store in the middle with glue. When dry, fasten ends of the headbands together with transparent tape. Reinforce with a stapler if necessary.

Once on, the headband is a reminder of the sparkle that comes with trusting God and being guided by Inner Light.

Note: headbands may only be worn by a smiling child!



# Sparkling!



A Story About

**Trust**

By

**Rev. Jan Blackburn**

© Copyright 2002  
By Jan Blackburn  
Grants Pass, OR



**United Church  
of Religious Science**  
Los Angeles, CA




**Preschool Story**

**Trust is more than just wishing for Good things to happen. Trust is a deep inner knowing that God is in every situation and in every person—no matter what is happening. Knowing that God is in every situation and in every person, we are able to look for the Good because wherever God is, is Good!**


**We can trust the sun to come up in the morning...**



**We can trust the moon to come out at night...**



Because we trust, we can go to sleep at night and dream lovely dreams...



**Trusting in God, we let our Inner Light  
guide us and show us the way.  
The Inner Light fills every part of us.  
It helps us think clearly and make  
loving decisions. It helps us know  
what to do and say.**



The Inner Light so fills us,  
it is as though we

**SPARKLE!**

**Are you trusting God?**

**Smile and show us how  
YOU SPARKLE!**



**and...sparkle all over the world!**

-The End-

-5-

## What's In A Name?


Acts 3:1-10

Retold for Children

By

Patricia Noble, MACT, RSCF

© Copyright 1998 by  
Patricia Noble



One day Peter and John went to the temple to pray. They saw a lame man sitting on the steps of the temple. The man could not walk. He was a beggar. He asked people for money.

The lame man saw Peter and John. He called out to them, "Please, sirs. I am a poor beggar. I cannot walk. I cannot work. Will you please give me some money?"

Peter looked at the beggar. "I have no silver or gold. But what I have I give you. In the name of Jesus Christ of Nazareth, stand up and walk."

Peter put out his hand. The lame man took Peter's hand. Then he felt his feet and ankles getting strong. "What is happening to me?" he asked. The lame man stood up. Yes, he could stand! He could walk! He could jump! He could run! The beggar was amazed. "Look at me! I can walk! I can jump! I can run!"

Then the beggar walked into the temple with Peter and John. He praised God. He laughed. He was walking! Everyone who saw him was amazed. "This man was the beggar who sat at the gate of the temple, asking for money," they said. "But now he can walk! He can jump! He can run! How did this happen?"

Preschool

# Global Heart Kids

Living the Virtues  
from the Inside-Out

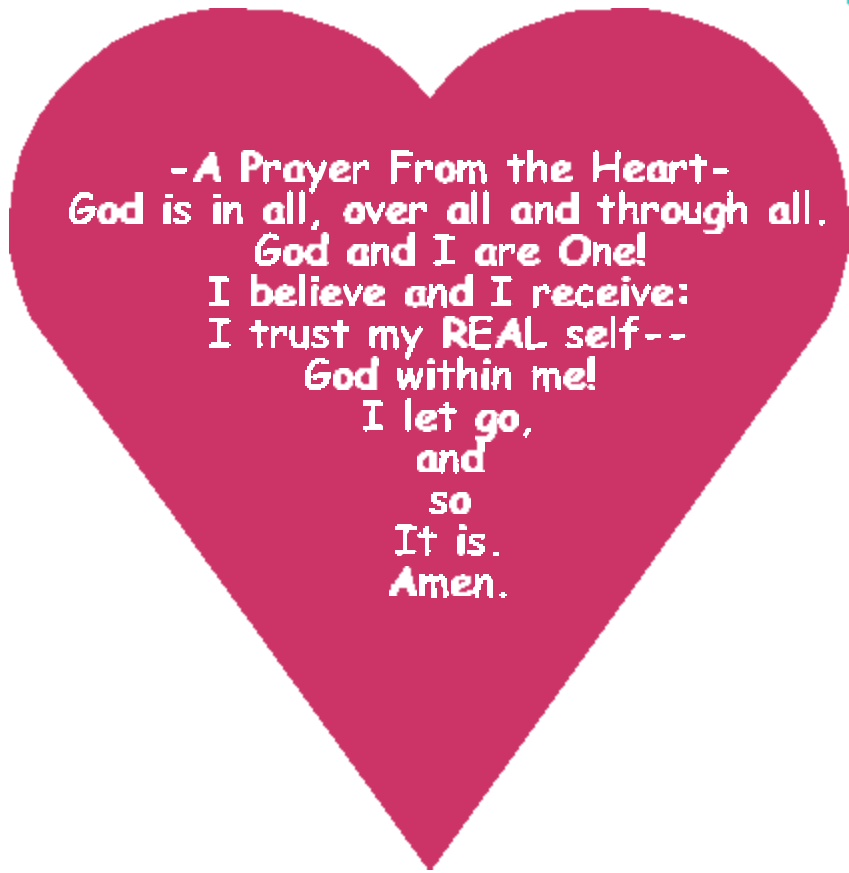
August - Week Four  
"Facing Fear" - (Trust)



Suggested Agenda:  
Welcome - Introductions  
Opening Prayer  
Offering  
Virtues Lesson:  
**Trust**  
Story Book  
Bible Lesson  
Prayer Activities  
Affirmation  
Closing Prayer

**Affirmation:**

**I trust my REAL self--  
God within me.**



Bible Teaching:  
Psalm 37:3

**"Trust in the Lord, and do good; Dwell in the land, and feed on His faithfulness."**

Science of Mind Teaching:  
*Creative Mind, 414.3*

**"To have faith in God is to follow this faith through by having faith in the self. The real self is God and as such is to be implicitly trusted."**

# What Is Trust?

The Virtues Project™

Trust is having faith. It is relying and believing in someone or something. It is having confidence that the right thing will come about without trying to control it or make it happen, just as you trust the sun to rise in the morning without having to do a single thing.



Trusting others is believing that people will do what they say without having to get them to do it. Trusting yourself is having faith in your own capacity to learn and grow.

Sometimes it is hard to trust when life brings painful experiences. Trust doesn't mean to expect life to be easy all the time.

Trust is being sure, deep down, that there is some gift or learning in everything life brings, and that God's love is always with you. When you have trust, you know that you are never alone.



# Trusting My REAL Self



**A Story About Trust**

**By Rev. Jan Blackburn**

© Copyright 2003


By Jan Blackburn, Grants Pass, OR

**-United Church of Religious Science-  
Los Angeles, CA**



**Preschool Story**

**We worry and we  
wonder...  
Sometimes uncertain  
what to do.  
When it seems a dark  
cloud you're under,  
let your REAL SELF do  
the work for you!**



**The REAL SELF of  
you is always the  
best.**

**The REAL SELF of  
you puts your worries  
to rest.**

God is the **REAL SELF** we're talking of this  
hour...

dwelling right inside of you.

Our Source, our Creator, our unlimited  
Power—

there's nothing that God cannot do!

And the Good News:

God does the work thru **YOU!**



Nothing can happen that God can't handle.  
On that, you can rely.  
God is Love and lights the way like a candle  
and that, you can't deny!



**When I listen to my Inner Guide so True,  
I can rely on my self and know what to do.**


**I ask to know the most loving thing  
that helps others and me for the best.  
I know I can always trust the Voice within,  
and know God is with me thru thick and thin.**





**I'm so glad I trust God  
and know God works in and  
thru me.**

-The End-



# The Queen of Sheba

1 Kings 10:1-13

Retold for Children

By

Rev. Jan Blackburn

A very rich and powerful queen had heard of the riches and power of King Solomon. King Solomon was known for his wisdom and it was further known that King Solomon loved God. She was so intrigued that she wanted to meet King Solomon.

It was a long journey, but the Queen of Sheba was determined to make the trip.

At long last she met with King Solomon. He agreed to answer her questions and did so to her amazement. They spent long hours talking. She had to agree with the reports she'd heard of his wisdom. King Solomon's love of God was obvious, too. She could find no fault with King Solomon. The Queen of Sheba told him that his God should be praised and that God must be very pleased with King Solomon. She said that there was no other way she could explain his great wealth and power.

King Solomon gave the Queen many gifts, and she, in turn, gave him lavish gifts, as well. She returned to her homeland after a remarkable visit.

Preschool

# Global Heart Kids

Living the Virtues  
from the Inside-Out

August – Week Five  
“God Does the Work”  
Virtue: Prayerfulness



Suggested Agenda:

Welcome – Introductions

Opening Prayer

Offering

Virtues Lesson: **Prayerfulness**

Story Book

Bible Lesson

Affirmation

Closing Prayer

**Affirmation:**

**Prayer helps me  
think rightly and  
love greatly!**

Bible Teaching:  
Jeremiah 33:3

“Call to me and I will answer you, and show you great and mighty things which you do not know.”

Science of Mind Teaching:  
*Love and Law, 200.2*

“A [prayer] treatment is the process of convincing yourself of the truth of what you say. It is nothing else. When you are self-convinced, then you have set forth into Mind the power that does everything.”

*Can We Talk to God?, 12.2*

“It is most worthwhile to talk to the Universal Spirit, when we talk in the right way. Do not talk at It; talk to It. Sense and feel that It is within you; that the approach to It is direct through your own consciousness. That It is just as conscious of you as you are of It.”

-A Prayer From the Heart-  
God is in all, over all and through all.  
God and I are One!  
I believe and I receive:  
Prayer helps me  
think rightly and  
love greatly!  
I am grateful.  
I let go,  
and  
so  
It is.  
Amen.

Virtue of the Week:

# Prayerfulness

## What Is Prayerfulness?


Prayerfulness can be practiced in many ways. Prayer is talking with God. You can pray in silence or out loud. You can sing or dance in prayer. You can use any language. God always hears your thoughts and understands your heart.

Prayerfulness is living in a way which shows that you are in the presence of your Creator. It is doing simple things with an attitude of gratitude. It is knowing you are a unique creation of God, and are acting in ways which are worthy of that gift. Prayer is praising God, being thankful for things. Prayerfulness is quiet reflection. It is allowing the Great Spirit to speak to you. It is listening and receiving God's guidance.

You can turn to God in prayer at any time. You can share your hopes and problems, the things you feel ashamed of and the things you feel proud of. Prayerfulness is trusting God and turning things over to God. Prayerfulness is living your life with the awareness that it is a gift just to be alive.

—*The Family Virtues Guide*

By Linda Kavelin Popov, Dan Popov, Ph.D., and John Kavelin



## Craft: Frame Your Prayer

**Purpose:** Creation of a prayer that child can hang in their room or put on the refrigerator.

**Materials:**

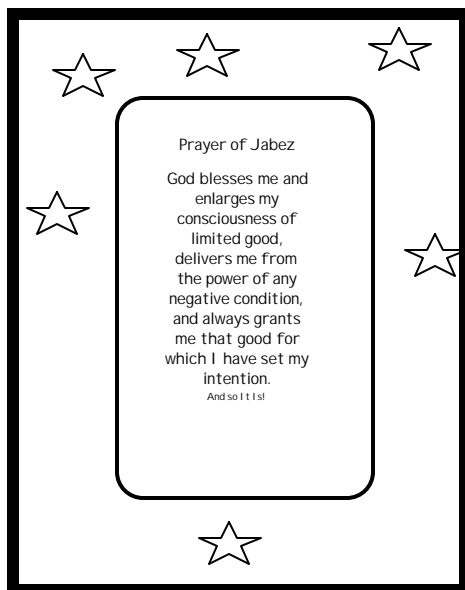
light colored construction paper (half sheet)  
crayons/markers  
pens  
mats – precut for younger children out of light colored construction paper  
glue stick or white glue  
scissors  
optional: star stickers

**Method:**

Write a prayer on the first sheet of construction paper. Leave a large border around the prayer (for the mat will be placed around it).

Take the second sheet of construction paper and fold (but do not crease) and cut a free form frame.

Decorate the frame, then glue onto the written prayer to frame it.



# Talking With God



**By Rev. Jan Blackburn**

© Copyright 2003  
By Jan Blackburn  
Grants Pass, OR 97527



**United Church  
of Religious Science**  
Los Angeles, CA

**Preschool Story**



Praying is talking with God. It is sort of like making a telephone call. What's really neat is we never get a wrong number or a busy signal! God is always ready to hear from us.

Our telephone line goes directly to our heart. In prayer, we can feel so close with God that we are One!

We can talk with God when we are happy and feel happier.

We can talk with God when we are sad and know that we will feel better.



When we pray, we know we are talking with our secret place within (we may call this our "heart") that guides us with Love that knows no limits. Our secret place has the ability to figure out exactly the best thing for us to do. It is the only power. It is what made us as well as everything in our world. It is never confused. It is always peaceful, joyful and loving.

And as we pray, we can remember that we are One with God. God is right inside of us and never, ever leaves us alone.


Because God has no way to do Its work other than through and as us...we can ask God to help us figure out the way to live our life in the very best way.

If we are afraid—we can ask God to help us know in our mind and heart that God is protecting us. Then next thing we know, God helps us to know what to think and do. Our thoughts change from fear to faith in God.

If we think we need something—we ask God to help us see our Good.

If there is something difficult that we want to do—we ask God to show us the way to do it.

There's something important for us to remember about asking for God's help—GOD IS LOVE—and so we must be willing to be loving, too. Anything we request must be for the Good of all.



As our talking with God in our heart goes on, we find ourselves filled with much joy and peace. We feel very thankful because we KNOW that everything is taken care of. And so, we express our gratitude.



Then, at last, we know it is time to let go. Before we hang up the telephone, we say Goodbye. Only, when we pray, we let go by reminding ourselves once more that God in our heart is already doing the work. Our prayer is released to the perfect outworking of God.

And we know we can call back at any time.

-The End-

# The Prayer of Jabez

1 Chronicles 4:9-10


Retold for Children

By

Patricia Noble, MACT, RSCF

© Copyright 1998 by

Patricia Noble



Once upon a time, there was a little baby named Jabez. The mother and father loved Jabez very much. They prayed a prayer for Jabez. They asked God to take care of Jabez.

Jabez grew up strong. He prayed to God. He asked God to bless him. He asked god to give him good things. He asked God to keep him safe.

God blessed Jabez. God gave him many good things. God walked with Jabez and kept him safe.



# August


Preschool  
Children's Church  
Curriculum

# Global Heart Kids

Living the Virtues  
from the Inside-Out

© 2002 United Church of Religious Science  
Los Angeles, CA  
-All Rights Reserved-





**August  
In Service!**

**Global Heart Kids & Teens**

## **Heifer Project**

Global Heart Kids *continue* to make a difference!  
Because this is a large project, you are encouraged to deepen  
your participation and involvement with the Heifer Project.

For further information,  
see [www.heifer.org](http://www.heifer.org).

There are lots of options for  
participation and one is certain  
to call to your Global Heart.

United Church of Religious Science  
3251 W. 6th Street, Los Angeles, CA 90020  
(213) 388-2181